



MONEY MATTERS



Written by Chris Salerno
Published by World Teachers Press®

Foreword



This series of activities is aimed at reinforcing classroom and community experiences involving money. The activities are intended as a support for strategies involving play money, other teaching aids and real experiences. The blackline masters are designed to accommodate the average student and are flexible enough to meet the need of students with varying ability levels.

Challenge activities and “Did you know...?” facts have been incorporated to provide additional stimulus for the student. Aims, assessment records and answers have also been provided for ease of programming and recording. Money games and clip art have been included to make preparation easier for you.

Titles in this series:

- Money Matters – Grade/Book 1*
- Money Matters – Grade/Book 2*
- Money Matters – Grade/Book 3*

Contents

Objectives/NCTM Standards	4	What’s Left?	27
Did You Know?	5	Multiplication	28
Assessment Records	6	Dividing Money	29
Money Games	7	Shopping for Presents—1	30
Money Clip Art	8-10	Shopping for Presents—2	31
Let’s Add Up!—1	11	Change Your Coins and Bills	32
Let’s Add Up!—2	12	Sharing	33
Fresh Fruits and Vegetables	13	Menu	34
What Price?	14	The \$1.00 Bill	35
Shopping Time	15	The \$5.00 Bill	36
Going Shopping	16	The \$10.00 Bill	37
Shopping Lists	17	The \$20.00 Bill	38
Let’s Count—1	18	The \$50.00 Bill	39
Let’s Count—2	19	The \$100.00 Bill	40
Dividing Money	20	Sharing Money	41
Ballooning!	21	Exchanging	42
Treasure!	22	Multiply and Divide—1	43
All Cents!	23	Multiply and Divide—2	44
Let’s Add!	24	Multiply and Divide—3	45
Counting Your Money	25	Answers	46-47
Addition	26	<i>Math through Language,</i>	
		<i>Grades 3-4 Sample Page</i>	<i>48</i>

Let's Count—1




Use nickels, dimes, quarters and \$1.00 bills to make the amounts in the boxes. Write which coins and bills you used.


35¢

For example...

3 dimes
1 nickel



95¢




75¢

\$1.80

\$1.95

\$2.35



Write four different ways to make \$2.00.

_____ = \$2.00

_____ = \$2.00


_____ = \$2.00

_____ = \$2.00

Let's Count—2



Use nickels, dimes, quarters and \$1.00 bills to make the amounts in the boxes. Write which coins and bills you used.



\$1.20


For example...

1 \$1.00 bill
2 dimes


45¢

85¢

\$3.85



\$4.65



\$5.45



Add these amounts to find the totals.

$$50¢ + 50¢ + 20¢ = \underline{\hspace{2cm}}$$

$$20¢ + 40¢ + 5¢ = \underline{\hspace{2cm}}$$

$$\$1.00 + 5¢ + 10¢ = \underline{\hspace{2cm}}$$

$$15¢ + 25¢ + 5¢ = \underline{\hspace{2cm}}$$